


aerospace
climate control
electromechanical
filtration
fluid & gas handling
hydraulics
pneumatics
process control
sealing & shielding



AC650/AC650V Series

General Purpose AC Inverter
0.25HP–150HP



ENGINEERING YOUR SUCCESS.

AC650/AC650V Series

AC Inverters 0.25HP–150HP (0.25kW–110kW)

Product Overview

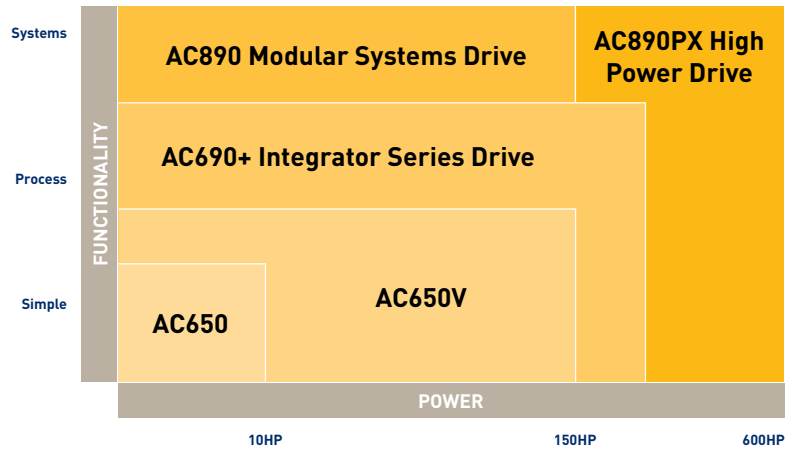
The AC650 series, consisting of AC650 General Purpose and AC650V Sensorless Vector, has been specifically designed to provide simple, user friendly speed control of standard three phase AC induction motors from 0.25HP to 150HP.

Designed with a full range of useful features including pre-programmed applications, integrated EMC filter, and options for local or remote mountable operator controls, the drives are simple to set-up, install and operate.

With the AC650 series you are in control of your application immediately – no complicated set-up procedures, no confusing menu navigation; just quick and easy operation straight from the box.



AC Drives Product Overview



Easy-to-use Operator/ Programming Controls

- Bright Backlit LCD Display 4 Digit Readout
- Diagnostic or Parameter Indicator Parameter Units
- Motor Rotating and Direction Indicator Local/Remote Indicator
- Local Start Local Stop
- Raise/Lower Speed Program Menu



AC650 General Purpose


Ratings 0.25HP–10HP (0.25kW–7.5kW)

Whether you need to control a conveyor belt, fan, pump, machine spindle, or other general purpose application, the AC650 delivers reliable, cost-effective voltage/frequency speed control of your motor.

Designed with simplicity in mind the AC650 comes in a compact format with DIN rail mounting as standard allowing easy integration into any electrical control panel.

The operator/programming keypad can be removed to prevent unauthorized changes to inverter configuration.

For simple motor speed control up to 10HP, the AC650 is an easy to use, out of the box solution that will have your system up and running in no time.



220 – 240Vac (+/-10%) 50-60Hz Single-Phase Supply

Part Number	HP	Amp Rating	Built-in Reactor	Frame
650/00F3/230/SNN	0.25	1.5A	-	1
650/00F5/230/SNN	0.5	2.2A	-	1
650/00F7/230/SNN	0.75	3A	-	1
650/0001/230/SNN	1	4A	-	1
650/0002/230/SNN	2	7A	-	2

Change last character from 'N' to 'F' to add RFI Filter.

220 – 240Vac (+/-10%) 50-60Hz Three-Phase Supply

Part Number	HP	Amp Rating	Built-in Reactor	Frame
650/0003/230/SBN	3	9.6A	-	3
650/0005/230/SBN	5	16.4A	-	3

Change last character from 'N' to 'F' to add RFI Filter.

380 – 460Vac (+/-10%) 50-60Hz Three-Phase Supply

Part Number	HP	Amp Rating	Built-in Reactor	Frame
650/00F5/460/SBN	0.5	1.5A	-	1
650/00F7/460/SBN	0.75	2A	-	1
650/0001/460/SBN	1	2.5A	-	1
650/0002/460/SBN	2	4.5A	-	2
650/0003/460/SBN	3	5.5A	-	2
650/0005/460/SBN	5	9A	-	2
650/0007/460/SBN	7.5	11A	-	3
650/0010/460/SBN	10	14A	-	3

Change last character from 'N' to 'F' to add RFI Filter.

Contact factory for other product configurations and additional options.

Features


- Pre-programmed application macros allowing quick and simple setup
- Optional integrated EMC filter allows compliance with regulations while maintaining compact footprint
- Flexible I/O including analog and relay output and motor thermistor input allows greater control options
- Integrated operator/programming controls with option for remote mounting
- DIN rail mount on all AC650 inverters up to 10HP reduces installation time
- 6514 cloning module allows easy back-up and transfer of parameters between different inverters
- RS485/RS232 communications giving additional control capabilities

AC650V Sensorless Vector

Ratings 0.25HP–150HP (0.25kW–110kW)

The AC650V expands upon the simple, no-fuss philosophy of the AC650 and provides reliable, robust motor control from 0.25HP through to 150HP. With the addition of sensorless flux vector technology, the AC650V allows improved control at lower

speeds, better speed regulation of variable loads and higher starting torques for high inertia systems. The variable torque configuration option above 10HP makes the AC650V ideally suited to energy saving in pump and fan applications.



220 – 240Vac (+/-10%) 50Hz-60Hz Single-Phase Supply (3 Phase Output)

Part Number	HP	Amp Rating	Built-in Reactor	Frame
650V/00F3/230/RNN	0.3	1.5A	-	1
650V/00F5/230/RNN	0.5	2.2A	-	1
650V/00F7/230/RNN	0.75	3A	-	1
650V/0001/230/RNN	1	4A	-	1
650V/0002/230/RNN	2	7A	-	2

Change last character from 'N' to 'F' to add RFI Filter.

220 – 240Vac (+/-10%) 50-60Hz Three Phase Supply

Part Number	CT/VT Rating	CT/VT Amp Rating	Built-in Reactor	Frame
650V/0003/230/RBN	3	9.6A	-	3
650V/0005/230/RBN	5	16.4A	-	3
650V/0007/230/1BN	7.5/10	22A/28A	DC	C
650V/0010/230/1BN	10/15	28A/42A	DC	C
650V/0015/230/1BN	15/20	42A/54A	DC	D
650V/0020/230/1BN	20/25	54A/68A	DC	D
650V/0025/230/1BN	25	68A	DC	D
650V/0030/230/1BN	30/40	80A/104A	DC	E
650V/0040/230/CBN	40/50	104A/130A	AC	F
650V/0050/230/CBN	50/60	130A/154A	AC	F
650V/0060/230/CBN	60/75	154A/192A	AC	F

Change last character from 'N' to 'F' to add RFI Filter. available on frame 3 only.

Change second to last character from 'B' to 'N' to delete Brake Module, frame C,D,E,F only.

Units with third to last character 'C' are chassis units.

380 – 460Vac (+/-10%) 50-60Hz Three Phase Supply

Part Number	HP	Amp Rating	Built-in Reactor	Frame
650V/00F5/460/RBN	0.5	1.5A	-	2
650V/00F7/460/RBN	0.75	2A	-	2
650V/0001/460/RBN	1	2.5A	-	2
650V/0002/460/RBN	2	4.5A	-	2
650V/0003/460/RBN	3	5.5A	-	3
650V/0005/460/RBN	5	9A	-	3
650V/0007/460/RBN	7.5	11A	-	3

Table continued overleaf

Features and Benefits

As AC650 plus...

- High torque sensorless vector control mode for advanced motor control
- Selectable constant torque or (higher) variable torque rating for centrifugal pump and fan applications allowing optimum inverter sizing to suit the application
- Fully configurable with graphical software tools such as DSE Lite
- Additional user configurable I/O points giving increased control capabilities
- Additional PROFIBUS communications options for integration into PLC systems
- Wall and through panel mounting options above 10HP
- Extended power range to 150HP makes the AC650V suited to a wide range of uses

380 – 460Vac (+/-10%) 50-60Hz Three Phase Supply

Part Number	CT/VT HP Rating	CT/VT Amp Rating	Built-in Reactor	Frame
650V/0010/460/RBN	10	14A	-	3
650V/0015/460/1BN	15/20	21A/27A	DC	C
650V/0020/460/1BN	20/25	27A/34A	DC	C
650V/0025/460/1BN	25/30	38A/45A	DC	D
650V/0030/460/1BN	30/40	45A/52A	DC	D
650V/0040/460/1BN	40/50	52A/65A	DC	D
650V/0050/460/1BN	50/60	73A/87A	DC	E
650V/0060/460/1BN	60/75	87A/105A	DC	E
650V/0075/460/CBN	75/100	105A/125A	DC	F
650V/00100/460/CBN	100/125	125A/156A	DC	F
650V/00125/460/CBN	125/150	156A/180A	DC	F
650V/00150/460/CBN	150	180A	DC	F

Specifications

Power Supply

Single phase units;

220-240Vac ± 10%, 50-60Hz ± 5%

Three phase units;

380-460Vac ± 10%, 50-60Hz ± 5%

Ambient

0-40°C (derate to 50°C)

Up to 1000m ASL (derate > 1000m)

IP20 protected

Overload

150% Constant torque ratings

110% Variable torque rating (pump and fan)

Output Frequency

0-240Hz (AC650), 0-120Hz (AC650V)

Standards

The AC650 series meets the following standards when installed in accordance with the relevant product manual.

- CE Marked to EN50178 (Safety, Low Voltage Directive).
- CE Marked to EN61800-3 (EMC Directive).
- UL listed to US standard UL508C.
- cUL listed to Canadian standard C22.2 #14.

Inputs/Outputs

Analog Inputs

2; Speed Control.

0-10V, 0-10V/4-20mA (summing)

Analog Outputs

1; User configurable output frequency/load

0-10V

Digital Inputs

3-AC650, 5-AC650V; User configurable start/stop/direction/ pre-set speeds (8)

Digital Input/Outputs

1-AC650, 2-AC650V; User configurable as inputs or outputs

Digital Relay Outputs

1; Relay output 4A @ 240V

All digital outputs configurable for; at (not at) speed/at (above) min speed/running (stopped)/healthy (tripped)/above (below) pre-set load

Motor Thermistor Input

Power Supply Outputs

24V dc (50mA) – Digital I/O supply

10V dc (10mA) – Analog reference supply

Communications Options

RS485/RS232 – AC650V and 650 PROFIBUS – AC650V only

Change last character from 'N' to 'F' to add RFI Filter. available on frame 2 and 3 only.

Change second to last character from 'B' to 'N' to delete Brake Module, frame C,D,E,F only.

Units with third to last character 'C' are chassis units. All others are IP20/NEMA 1

*Variable torque (VT) rating for centrifugal pump and fan applications

Contact your local Sales Office for other product configurations and additional options.

DSE Lite programming software is available for download on our website:
www.ssddrives.com

(RS485/RS232 option required)

User Selectable

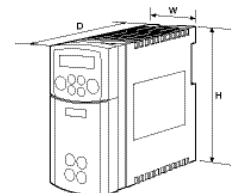
Pre-programmed Application Macros

Simply select your relevant application and the drive's inputs, outputs and parameter list are automatically configured for you.

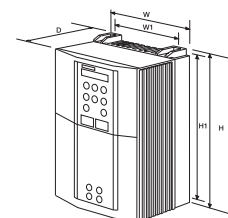
- **Basic Speed Control** – voltage or current source speed demand with digital start/stop and direction.
- **Manual/Auto Control** – switch between a local or remote speed demand signal.
- **Preset Speeds** – select up to 8 preprogrammed speeds selected by digital inputs.
- **Raise/Lower** – increase and decrease speed from raise/lower digital inputs. (Digital MOP)
- **PID Control** – control pressure, flow, temperature or other variable by monitoring transducer feedback.



Correct at time of going to press.



Frame 1,2,3



Frame C, D, E, F

Dimensions

Frame Size	H (in/mm)	W (in/mm)	D (in/mm)	Weight (lb/kg)
1	5.4/137	2.9/73	5.6/142	2.0/0.85
2	7.6/192	2.9/73	6.8/173	3.0/1.4
3	10.1/257	3.8/96	7.7/195	6.0/2.7

Dimensions

Frame Size	Overall Dimensions			Mtg Hole Center		Weight (lb/kg)
	H (in/mm)	W (in/mm)	D (in/mm)	H1 (in/mm)	W1 (in/mm)	
Frame C	13.7/348	7.9/201	8.1/208	13.2/335	5.9/150	20.5/9.3
Frame D	17.8/453	9.9/252	9.6/245	17.3/440	5.9/150	38.4/17.4
Frame E	26.3/668	10.1/257	12.2/312	24.8/630	5.9/150	71.7/32.5
Frame F	28.9/720	10.1/257	13.7/349	27.6/700	5.9/150	90.4/41.0

Sales Offices

Australia

Parker Hannifin
Pty Ltd
9 Carrington Road
Private Bag 4, Castle Hill
NSW 1765
Tel: +61 2 9634 7777
Fax: +61 2 9899 6184

Belgium

Parker Hannifin SA NV
Parc Industriel Sud Zone 11
23, Rue du Bosquet
Nivelles B -1400 Belgium
Tel: +32 67 280 900
Fax: +32 67 280 999

Brazil

Parker Hannifin Ind. e Com. Ltda.
Av. Lucas Nogueira Garcez, 2181
Esperança - Caixa Postal 148
Tel: +55 0800 7275374
Fax: +55 12 3954 5262

Canada

Parker Motion and Control
160 Chisholm Drive
Milton
Ontario L9T 3G9
Tel: +1(905)693 3000
Fax: +1(905)876 1958

China

Parker Hannifin Motion & Control
(Shanghai)
Co. Ltd.
SSD Drives
280 Yunqiao Road
Export Processing Zone
Pudong District
Shanghai 201206
P.R.China
Tel: +86 (21) 5031 2525
Fax: +86 (21) 5854 7599

France

Parker SSD Parvex
8 Avenue du Lac
B.P. 249
F-21007 Dijon Cedex
Tel: +33 (0)3 80 42 41 40
Fax: +33 (0)3 80 42 41 23

Germany

Parker Hannifin GmbH
Von-Humboldt-Strasse 10
64646 Heppenheim
Germany
Tel: +49(0)6252 798200
Fax: +49(0)6252 798205

India

SSD Drives India Pvt Ltd
151 Developed Plots Estate
Perungudi,
Chennai, 600 096, India
Tel: +91 44 43910799
Fax: +91 44 43910700

Italy

Parker Hannifin SPA
Via Gounod 1
20092 Cinisello Balsamo
Milano
Italy
Tel: +39 02 361081
Fax: +39 02 36108400

Singapore

Parker Hannifin Singapore Pte Ltd
11, Fourth Chin Bee Rd
Singapore 619702
Tel: +65 6887 6300
Fax: +65 6265 5125

Spain

Parker Hannifin (Espana) S.A.
Parque Industrial Las Monjas
Calle de las Estaciones 8
28850 Torrejonde Ardoz
Madrid
Spain
Tel: +34 91 6757300
Fax: +34 91 6757711

Sweden

Parker Hannifin AB
Montörgatan 7
SE-302 60 Halmstad
Sweden
Tel: +46(35)177300
Fax: +46(35)108407

UK

Parker Hannifin Ltd.
Tachbrook Park Drive
Tachbrook Park
Warwick
CV34 6TU
Tel: +44(0)1926 317970
Fax: +44(0)1926 317980

USA

Parker Hannifin Corp.
SSD Drives Division
9225 Forsyth Park Drive
Charlotte
North Carolina 28273-3884
Tel: +1(704)588 3246
Fax: +1(704) 588-3249

Your local authorized Parker distributor

© 2008 Parker Hannifin Corporation. All rights reserved.

Catalog # HA467685U001 (Iss5 8/2008)



Parker Hannifin Corporation
SSD Drives Division
9225 Forsyth Park Drive, Charlotte,
North Carolina 28273-3884
Tel: (704) 588 3246 Fax: (704) 588 3249
sales.us.ssd@parker.com
www.parker.com www.ssddrives.com